

Henriksen

Owners Manual

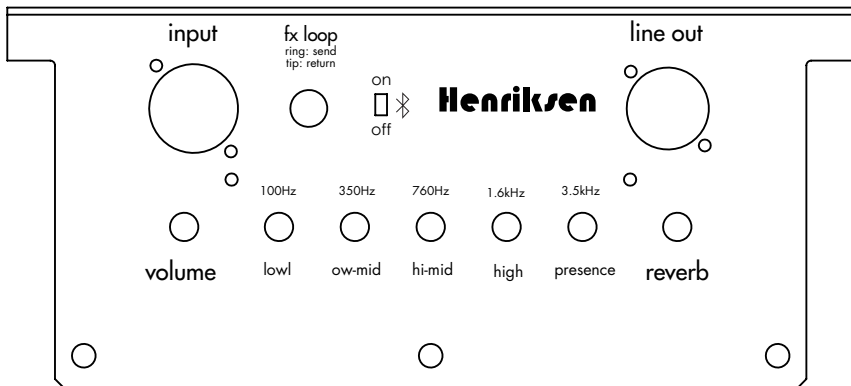
Henriksen Amplifiers

Thank you for purchasing your Henriksen Amplifier, we hope you enjoy playing it as much as we enjoyed building it!

Since 2006 our mission has been to empower the working musician by creating truly gig-able amplification solutions which are extremely portable, durable, versatile in function and have the highest possible tonal quality. We accomplish this by manufacturing all products ourselves; choosing to locally source all possible materials, auditing and inspecting every component and individually play testing every single amplifier before we ship it. We will neither build nor sell anything you cannot rely on at the professional level, and we take as much pride in our customer service as we do in our products. Please always feel free to contact us with any questions, comments, or a shop tour if you're in the Denver area, and thank you again for your business.

A stylized, handwritten signature in dark ink, appearing to read 'P. Henriksen', with a long horizontal flourish extending to the right.

Peter Henriksen, Owner



INPUT JACK

The Blu has a 1/4" / XLR combo input jack. This jack may be used to plug in a standard 1/4" instrument cable or an XLR cable. The XLR is unswitched 48-volt phantom powered, refer to your device manufacturer for compatibility.

BLUETOOTH AUX IN

The Blu comes with a Bluetooth 4.0 auxiliary input, which you can connect to from any Bluetooth enabled device.

5-BAND EQUALIZER

A little goes a long way, so start with all dials set to the 12:00 (neutral) position. The EQ ranges from Low (100Hz) to High (1.6kHz), with a shelving Presence control at 3.5kHz. Because of the amplifier's small size, it is advisable to experiment with positioning the amp as well as with the EQ. For example, the best bass response will be achieved by setting the amp on the floor.

LINE OUT

The line out is post-EQ and post-reverb, and provides a balanced, low impedance signal for use with mixing boards, PA systems or recording interfaces.



HEADPHONE JACK

The Headphone jack will defeat the main speaker, but not the extension speaker output. Headphone is post-EQ and post-reverb. **CAUTION!** Listening to headphones at high volumes can cause permanent hearing loss.

EXTENSION SPEAKER

A second speaker cabinet can be connected in parallel extension speaker output. This does not disconnect the internal speaker. Any extension cabinet must be a minimum of 8 ohms and able to handle over 100 watts. **DO NOT CONNECT OR DISCONNECT AN EXTENSION SPEAKER WHILE THE AMPLIFIER IS ON.**

POWER

The Blu is 120 watts and uses a universal power supply which works between 90 and 260 volts AC, and 45 - 65 Hz. The power board is internally fused.


FX LOOPS

The FX loop sends the signal from the amp post-EQ and returns it pre-reverb. The FX loop uses a TRS connection, the Ring = Send and the Tip = Return. To use the FX loop you will need a send/return Y-cable. (INSERT FX Loop cable diagram image, reverse “Tip” and “Return” labels on the ¼” plugs)


TWEETER DEFEAT SWITCH

The tweeter is connected via a high-pass filter, turning it off and on will not affect the sound from the main speaker.

Manufactured by Henriksen, Inc. Arvada, CO. USA
For service please refer to www.henriksenamplifiers.com

 headphones


 tweeter on/off

 ext speaker out

TO PREVENT DAMAGE
DO NOT ATTACH LESS
THAN AN 8ohm
SPEAKER CABINET.

blu

AC power entry



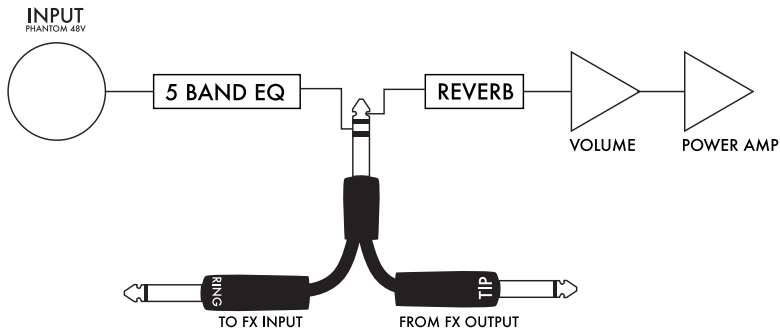
90 - 260 VAC
45 - 65 Hz

WARNING

RISK OF ELECTRIC SHOCK.
DO NOT OPEN. DO NOT
EXPOSE TO RAIN OR MOISTURE.

DO NOT ATTEMPT TO SERVICE THIS
AMPLIFIER YOURSELF. REFER TO A
QUALIFIED TECHNICIAN OR ORIGINAL
MANUFACTURER.





WARRANTY

All Henriksen products sold in the United States are covered by a 2-year factory warranty. Warranty covers parts and labor, but not shipping to and from our repair center. For amplifiers purchased outside the United States, please refer to the retailer from which the product was purchased for their warranty policy. For service information, please contact us through www.HenriksenAmplifiers.com.

Henriksen

HenriksenAmplifiers.com

303-674-0842

6260 W 52nd Ave, Unit 109 • Arvada CO, 80002